

WOODLAND/DAVIS AEROMODELERS



June Newsletter 2023

Prez Sez

We've just come off our first events of the year, with the first float fly at the end of April, Heli Scale Masters in early May and the Fred Burgdorf Memorial Pylon Race all having occurred with great success. The club was also represented at the EAA 52 Young Eagles fly-in day at Yolo County Airport. We brought a variety of models, answered a million questions from inquisitive young people and their parents, and were treated outstandingly by the EAA 52 folks who served up breakfast and lunch for us as part of the crew.

All of these events at our field, and away, are opportunities to show off model aviation in a positive light, and all present opportunities to potentially hook a new member or remind someone how great this hobby is! When we were out at Yolo County Airport, we had many people who were over from Sacramento and had no idea where clubs were in their areas. I directed several people to AMOS and SAM as possible places to also explore and meet people if they couldn't come all the way over to our field. I look at it as being good ambassadors of the club and the hobby. I encourage everyone to get involved when these opportunities come up. They are very rewarding and a great chance for us to show off what the hobby is to us, not what people are told the hobby is by the news.

We also had a great relaxed weekend at the field with several campers over Memorial Day weekend, and a few guests. I saw some guests try us out from VVRC who saw that the winds far less severe up our way... It was great to have them.

We have one more work party lining up to attack the north pit area. June 10th will be the day to get this

Prez Sez

Jeff Lovitt

Meetings Minutes

Jeff Lovitt

Yolo Young Eagles

Jeff Lovitt

Modeler's Corner

Rich Geertson

Upcoming events

**The WDA General meeting will be
Monday May 8th @ 7pm Round
Table Pizza Party room
421 Pioneer Ave, Woodland.
Check the website for any changes.**

wdarc.org

area re-irrigated, compacted and smoothed and new taxi-way fabric put down before the Wings of Victory event. Please plan to come out; we have a lot to do, so please, please plan to join in. Got an idea for how the club can be improved? Got an idea how you think you can help? Let me know. You just might be taken up on it.

Show and Tells: The meeting space at Round Table is our own room in the back. You can order some food if you choose, and enjoy the meeting. The meeting space allows for multiple show and tells and I think this is an important part of the meeting time. It gives a chance to talk about what we are working on and ask questions about what techniques or methods were used to solve varying modeling challenges. I always like to see what people are working on and think it adds something to the meetings. Consider bringing something in to show? Doesn't event have to be a whole plane, just a part!

Sorry to keep it a little short this month, but I'm already past the Editor's deadline, so I'm going to wrap it up here.

Until next time, keep on building and keep on flying!

Jeff

WDA Board Meeting Minutes May 8, 2023

Board meeting called to order by Jeff Lovitt at 6:10

Board Members Present: Lovitt, Barton F, Barton D, Winter, Dellinger, Dahl,
Not Present, McGahey and O'Kane, Young

Jeff Lovitt: Reported on work occurring Friday May 5th to spread aggregate base previously delivered with help from Forrest Barton and Mike O'Kane. Rain in the schedule for May 6 delayed the work party to Sunday May 7 when the final grading was completed, additional drain piping installed to aid drainage in this area and fabric installed for the north taxiway. The north startup remains incomplete due to the wetness of the area involved. Work party to be scheduled to complete this area.

Forest Barton: no new business.

Chris Dellinger: Treasurers Report: 625k in funds allocated to Prudential, to be dispersed amongst CD banks completed and invested in 6 month CD's.
Chris reported taxes are complete for 2022.

Membership: membership is reported at 77 members, by CD.

Secretary: Secretary is not present this evening. Meeting minutes to be prepared by Jeff Lovitt

Board: Last Month: Doug Barton asked that a meeting be had with the landowner to express out desire to purchase the flying site property. This had already been discussed as a desire, and the request has been made to John Eaton to set up a meeting with Jeff Lovitt, Forrest Barton as well as John to introduce and discuss if they will sell and what those scenarios would look like. Current: John Eaton reported on his meeting with Joe Heidrick. The discussion included a verbal expression of our interest in a future purchase of the property currently leased as WDA Burdgorf Henson field. This is expressed as 58 acres, and an approximately valuation of 12,000/acre was discussed based on comparison property sales. Heidrick's are going to formalize a written agreement of our first right of refusal to purchase the property, formalizing what has been a verbal agreement. John advised the club to determine what our tax liability is as a 501c3 on the property tax assessment that would occur if we become the land owner. The understanding is that as a 501c3 we are exempt, however this needs to be verified. Action: Chris D to discuss with accountant/tax advisor.

Events:

- Heli Scale Masters set for May 12,14.

- Burgdorf Memorial Pylon Race set for May 20,21. Robert Holik reported on good support from members and outside club members to support the event, including help from Woodland Boy Scouts.
- EAA Young Eagles at Yolo County May 21: static display.
- New Business:
- Amos Club Field: JL reports that Amos club is out of service due to storm damage to their runway. Work slated to occur May 2023. It appears few have taken the advantage of using our field during this time.

New Business:

Forklift: John Eaton requested funds to have the engine work done to the forklift to get it back to service. A motion was made to allocate 500 dollars that John have the engine work done to repair the head to get the forklift back in service by Chris Dellinger, seconded by Dan Winter. The motion passed unanimously. Danny Winter asked for understanding about the two tractors from the airport now parked at the field between the containers. The grey tractor is property of Doug Barton. The Blue/Green w/ beacon light is now the property of the club. The tractor needs to be investigated to get it running, but it was reported that the club tractor was converted to 12 volt operation already. There may be attachments for this tractor that we could use to maintain the field. No motion was made to allocate resources at this time.

Meeting adjourned 6:52

WDA General Meeting

Called to Order 7:16

New Members/Guests: n/a

Approval of Meeting Minutes: Motioned by CD, second by Ed Morgan. Vote: Unanimous.

President: Work party remains to complete the north pit area. Work completed to date included north taxi, regrading the effected area and adding drainage. Wet conditions prevented completion. We had a very good turnout for help on Sunday May 7 to get the work done.

Forrest Barton: nothing new.

Mike O'kane: Unable to attend.

Chris Dellinger: Membership: 77 members

Treasurer: Funds were reported to the board having been transferred to Prudential in the amount of 625k from house proceeds were authorized at April board meeting. A statement of expenses was made available to members present.

Events:

- Heli Masters: Set for May 10-12. On Schedule
- Burgdorf Pylon Race: May 20,21 On Schedule
- EAA Chapter 52 Young Eagles Day at Yolo County Airport is set for May 21 Sunday. The club has been invited/asked to provide a table at this event and some static display models. Jeff Lovitt is the contact for this event. On Schedule
- EAA Chapter 52 Build and Fly camp is week of Jun 19 and will require 3-5 members each day to assist with model building. They are building a sig LT 40 build up kit during this camp. We are currently short on this, and need more volunteers.

Show And Tell: No show and tell this month.

Next Meeting June 12th. 6 pm Board, 7 pm General Membership.

Meeting Adjourned at 7:47

Young Eagles event
Yolo County Airport
May 21st

I want to thank Tariq Kadir and Ed Morgan who joined me in representing WDA. Tariq and Ed brought out models and drones and helped engage parents and kids about model aviation and our club. Hopefully, we've directed a few toward coming out to our field or another local field. Many families from the Sacramento area were there and so we also let them know about the SAM and AMOS clubs as well.

These types of events are very important to our success. It's important that we let people know the positive impacts that modeling has on our lives and it's also important that we work to grow our numbers, and continue to share the hobby with others.

Jeff Lovitt

Below is the response to our participation from EAA 52 Chair, Jim Heffelfinger

I want to extend a formal thanks for the static display yesterday - It was noted by all that having the aeromodelers was a great addition to the rally. You were great ambassadors for aviation, modeling and WDA. I posted to EAA national our collaborative and have gotten lots of positive comments in just 24 hours. I have a few ideas if/when we do this again and I will send them on to you once we have a full debrief of the rally with VAA25 and Chapter 52 principles. In the meantime plan on an invitation for fall - date will be passed on ASAP.

A few things for sure... We will have our R/C simulator set up and running. (maybe two)
We will incorporate the value of modeling for aviation awareness and education in our briefings.
We will have hands-on aircraft activities that dovetail with modeling.

Best to you and your members,
Jim Heffelfinger
Chapter 52 Outreach





Modelers Corner

I want to start this month with a tool I use so frequently, it should be hanging on my belt! What's amazing is, I went YEARS without calipers of any kind... and now I wonder HOW in the world I ever got along without them?

This tool is digital and it can display in metric or English units, and also fractions (which is really nice to have). It can accurately measure both inside and outside, for exact diameter or width. You can shop for calipers via Amazon or any number of other retailers. I highly recommend this tool! No more "eye-balling" sizes or other methods of trial and error... you'll THANK ME.



Next, I recently acquired an aerobatic model. It is an ARF called "Texas Hurricane" and is a sport scale model of the full scale aerobatic aircraft. This ARF was offered by Kangke, and is no longer available. For whatever reason, I have long-wanted a Texas Hurricane and when I saw one of the last remaining N.I.B. being sold by a modeler, I purchased it. The ARF isn't exactly "old school," but it lacks some of the high-tech carbon fiber components and reinforcements found on some of the latest ARF aerobatic planes. The quality of construction and covering was absolutely OUTSTANDING, exceeding my expectations.



Like most film covered ARFs that have sat around for awhile, the covering did require re-shrinking, and this was one area I found a bit frustrating... Turns out the WHITE and RED have different shrink rates, so attempting to shrink areas of the structure where white covering was atop red, would result in puckering of the white. Once I figured this out, I had to be content with the covering AS IS (which was still, VERY nicely applied). One other small frustration is the mounting of the cowl... the two top bolts are easily accessible... while the two bottom bolts are not. That is the extent of my "gripes." As I say the quality and accuracy of the build, the glass parts, and covering, are superb. It is unfortunate this ARF is no longer offered.



For power, I wanted something unique that would also FIT inside the cowl completely with NO cut-outs. I chose Saito's latest four stroke gas engine, the FG-41. My only concern was power... While my performance expectations did NOT include 3D, I did intend to at least perform basic aerobatics. After several flights, I am very pleased with the performance of the Texas Hurricane/Saito FG-41 duo! The Saito spins an APC 20x8 at nearly 7,000 rpm on the ground and pulls the plane through all basic maneuvers with a very pleasant four stroke purrrrrr, using very little fuel. Saito's break-in instructions advise the owner to run the engine on a 15:1 synthetic mix at full throttle, not to exceed 3,000 rpm. To achieve this, the high speed needle is opened up until a blubbing full throttle rpm of 3K is achieved. Once 1 liter of fuel has been burned in this super-rich configuration, Saito says "break-in is achieved," needles can be adjusted for proper idle and high speed, and the fuel mix can be shifted to 20:1. The Saito carburetor has an internal pump, but no choke. Saito advises the engine be started using an electric starter as means of pulling fuel into the engine. After the first start of the day, I have found the Saito exceedingly easy to hand-start, often on the first flip! With the low and high speed needles properly adjusted, the FG-41 idles reliably at 1,200 rpm and provides instant throttle response to full power. Saito gas four strokes are truly works of art and generally run as good as they look. Perhaps the singular "complaint" I would express is the need to run at least 5% oil mix (20:1). Some Saito owners believe 15:1 to be safer and never deviate from that mix. While this does result in more oily goo from the exhaust, it seems a relatively small price to pay for the wonderful sound, torque, and economy of these beautiful engines. Now that my Texas Hurricane is trimmed and a few of the first flight bugs ironed out, I am VERY PLEASED with this combo!

Well, after taking a few other RC paths and waiting for warmer (priming and painting) weather, I have returned to the WILDCAT. Now, it's all about priming, filling, sanding, and priming some more UNTIL a satisfactory surface is achieved. At that point, surface details can be added: panel lines, rivets, etc. As far as I know, there are NO short-cuts to achieving a



smooth surface. And WET SANDING is an essential part of the process. You can see the results of wet sanding... It is MESSY, but there is simply NO substitute for its effectiveness. The proper 'wet/dry' sandpaper must be utilized, of course, and I have found that just a drop of soap in the water helps reduce the surface tension and provides for smoother sanding. The rust colored compound is auto body spot putty... yet another INDISPENSABLE tool in the quest for a smooth surface. It spreads easily and dries very fast in warm weather or direct sunlight. On a hot day, I can apply Duplicolor primer and be sanding within an hour. Spot putty dries even faster, allowing almost continuous prime, sand, spot putty, sand (another part), prime, go back to sanding the first, and on and on. Yes, it's tedious and messy and lots of work, but the finished product is well-worth the effort.


My initial rough sanding is always done with a sanding block or sanding bar to achieve a flat, even surface. However, as I get closer to that, I often switch to a small block or even hand sanding as a few small ripples or surface deviations are in keeping with the full scale aircraft.... Have you ever LOOKED up close at a metal covered WWII plane? They are NOT perfect! Some are very rippled and uneven. Like most things "scale," *perfection* is unattainable, so at some point, you simply decide "ENOUGH" and move on...

Many WWII aircraft were skinned in metal, but their flying surfaces were still fabric-covered. The Grumman Wildcat was no exception.

I covered the model's rudder, ailerons and elevators using Supershrink Coverite. Then, rib tape strips were cut from Coverite and applied using Monokote trim solvent.

After a light coat of primer to expose any glaring surface flaws (which required correction), it was time to simulate "rib stitching." Actually, it would be more accurate to say pop rivets, screws or fabric clips, as rib stitching was reserved for wood ribbed wings.

Essentially, the goal here is to simulate attachment points of the fabric to the ribs. Considering, any type of attachment point is under layers of fabric, primer and paint, strategically placed BUMPS is really what it boils down to!




After marking out the attachment points on each rib tape, a T-pin was used to create the bumps. I cut away half of the T portion of the pin and glued the pin into a toothpick simply to give me something to hold onto. The half T pin was then dipped in RC56 canopy glue and each individual attachment "bump" was applied.

Tedious? Well, initially, but once you get the hang of it, the process goes pretty fast. The beauty of RC 56 is its water solubility... make mistake, simply wipe it off with a wet towel and do it again.

Placing the parts in the sun sets the glue within 15-30 minutes and then it's ready for more primer.





Shown above are the primed top and bottom of the right and left ailerons, respectively... **and the illusion is complete...**well, almost. After some very light, very fine sanding, and perhaps a bit more primer, paint will be the last step of the process.

Below is a picture of the actual plane I am modeling. My hope is, the model's future is significantly brighter and long-lived ...

Rich Geertson



NOR-CAL 3D Throwdown

June 9-10, 2023 AMOSRC.COM



A benefit for
PLACER
Breast Cancer
FOUNDATION

ASSOCIATED MODELERS
AMOS
OF SACRAMENTO, INC.
Radio Control Flight Club

NOR-CAL 3D THROWDOWN JUNE 9-10, 2023



Sanctioned by the Academy of
Model Aeronautics
Sanction #14332

AMOSRC.com
AMOS Field
4015 E Catlett Rd
Lincoln, CA 95648

 **NORTHWEST RC**
PREMIUM AIRCRAFT, ACCESSORIES, PROPELLERS, AND MORE



Woodland Davies Aeromodelers

is celebrating the

29th WINGS OF VICTORY

June 15-18 2023



Aircraft must be in appropriate warbird colors

Open flying after noon on Sunday

60 x 600' petro-mat runway with 25 x 600' grass runway alongside

Camping & RV's allowed... No Hook-ups
Porta potties & Snack Shack on site

Registration for the 4 day event is \$25
Includes free hamburger for pilots

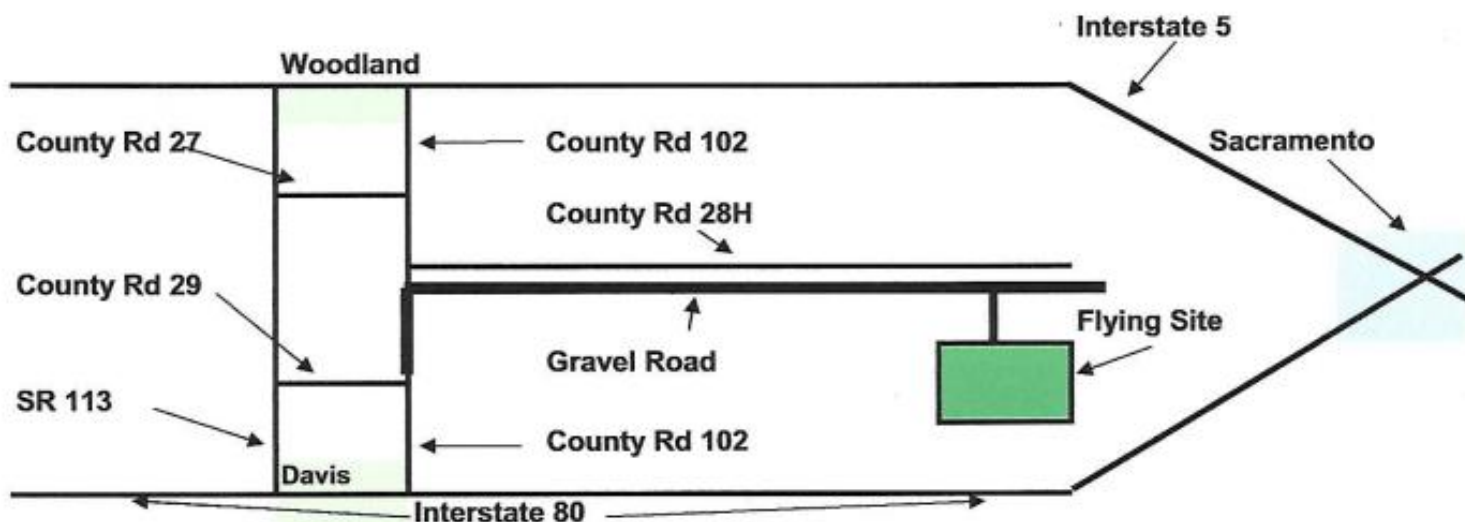
CD for the event: Monty Welch
Cell: 707-365-8878

For more Info:
Email Monty Welch at Loon12@aol.com

Warbird jets welcome
Turbines and EDF's

No raffle- no trophies.. Just come & fly

WDA Website: www.wdarc.org



Associated Modelers of Sacramento Radio Control Flight Club



PILOTS:
We Welcome Warbirds
And Military Jets of All Eras

ASSOCIATED MODELERS
AMOS
OF SACRAMENTO, INC.

WARBIRDS over Roseville 2023

Model Airplane R/C Event

June 23-24



Graphic Design by SuzetteAllen.com

Sustained by the
Academy of Model Aeronautics
Section #151331



AMOS Field
4015 E Catlett Rd
Lincoln, CA 95648

AMOSRC.com



SERVING DISABLED VETERANS

WHY ATTEND WARBIRDS OVER ROSEVILLE? A Benefit for Healing Heroes

Over 30 Good Reasons:

- This will be a premier Warbird Event in NorCal—don't be sorry you missed it. This is more than just a "fly in"—it will be an EVENT!
- Runway is 575' long by 60' wide with 200' smooth runouts so plenty of room to get the big birds in and out.
- Our field has a 2 percent down grade, so you are flying from a slightly elevated position.
- Over 100 acres of emergency landing area, just in case—no rock, trees, shrubs or obstacles.
- We will have over 50 pilots from the Central Valley, Bay Area, Nevada and SoCal.
- We are making a major push through Facebook, Instagram, forums, email & local TV stations, so you will see TONS of spectators.
- One dozen "Direction Signs" leading spectators to the field (from 2 miles out).
- We have a killer sound system that covers the entire pits and spectator areas.
- 22- 10'x24' Shade areas which amounts to over 5,200 sq ft of shade. See the AMOS web site for details. (AMOSRC.com).
- TONS of EZ-Up space available as well. Please see the AMOS web site for details. (AMOSRC.com).
- FREE beer and wine at the end of the day. No alcohol in the pits.
- Smarter Images will be selling lots of High Quality RC Apparel—shirts, hats, t-shirts, etc.
- "Concierge Service" to fetch whatever you need off site during the event. Just place a request at the Registration Desk. No food orders.
- This event is an opportunity to give back. We are promoting RUFF Veterans Healing Heroes—Dogs and Vets.
- We ask to give generously as the top donors will be "called out" and awarded for their thoughtfulness.
- We collected over \$27,000 at our Jet Rally.
- Throughout the event we will ask for donations from both pilots and spectators through a supplied QR Code given upon entry.

- The best local street tacos on Thursday night for dinner with plenty of Mexican beer. Free to all registrants and AMOS members.
- Friday/Saturday Lunches: BBQ burgers, foot long hot dogs, brats, pulled pork sandwiches, chips and drinks.
- Friday Dinner: Smoked ribs or BBQ Tilapia/chicken, side salad, garlic bread.
- Saturday Banquet Dinner: "Land & Sea"—smoked brisket, smoked salmon or shrimp scampi, mac & cheese, salad/fresh veggies, dinner rolls.
- Ice Cream Bar and Beverage Stand (with tons of caffeine and sugar).
- Ice cold bottled water in the pits for all pilots 24/7.

Graphic Design by SuzetteAllen.com

- The entire pit area is lit up at night with "market lights" so it's a great place to chill, so BRING A NIGHT FLIER SO WE CAN LIGHT IT UP!
- We will offer smoke oil at \$12 per gallon.
- We welcome Warbirds of all kinds—No limit.
- Hand washing stations, hand sanitizer and all the stuff to stay safe.
- Easy RV access (in and out) and lots of space for free overnight parking—starting Monday, June 19. No hook ups.
- Thunder Valley Casino is less than 2 miles away. It can easily be seen from our field and the drive is 3 minutes.

Associated Modelers
of Sacramento Radio
Control Flight Club

AMOSRC.com

PLEASE REGISTER EARLY!
THIS WILL BE A
SELL-OUT EVENT



Registration Fees:
We accept PayPal and
all Major Credit Cards

- Pre-Registrations:
Pilots, Vendors & Sponsors**
- \$25. Entry Fee, includes
Thurs Taco Dinner
 - \$45. for Entry/Taco & 2 Lunches
 - \$25. Friday night Dinner
 - \$35. Sat Awards/Banquet Dinner
 - \$20. T-Shirt

- Register Day of Event:
Pilots, Vendors & Sponsors**
- \$45. Entry Fee, includes
Thurs Taco Dinner
 - \$45. Sat Awards/Banquet Dinner

Questions? Contact Dave Long
916-801-7764 or visit our website



**JUNE
23-24**

WARBIRDS OVER ROSEVILLE

Warbirds over Roseville

June 23, 2023 - June 24, 2023

Visit AMOSRC.com to Register Online

AMOS RC Field 4015 E Catlett Rd, Lincoln, CA
95648. Open to all ages. No admission fee.
Sponsored by: Thunder Valley Casino, Ruff
Dog Park, and many other local businesses.



WARBIRDS OVER LIVERMORE 2023



Saturday, August 19th

8am - 5pm

All types and sizes of military aircraft welcome (fixed wing, helicopters, gas, glow, electric, turbine) - current AMA required. Asphalt runway

Visitors and vendors welcome!

Camping and RV parking available! (no hookups)

Awards for Best WWI, Best WWII, Best EDF Jet & Pilots Choice
No landing fee and free BBQ lunch

Hosted by:

The Livermore Flying Electrons
4455 Raymond Rd. Livermore, CA

Contact: Ed Becker
gonewest1@comcast.net
(925)518-0674



LAKE MINDEN

April 27 - 30
Sept 28 - Oct 1

FLOAT FLY 2023

SPONSORED BY WOODLAND DAVIS AEROMODELERS



Toilet and showers nearby..NO RV Hook-ups
Located off Hwy 99.. on the way to Yuba City

New fees to help cover the cost of these increases are as follows;
Lake Minden has imposed an increase of Lake fee use from \$150 per day to \$250 per day
Lake use & Landing fee (RVers)\$50 per pilot for the weekend
Landing & lake day use fee \$25 per pilot for weekend
Above payable at Registration

RV camping \$45 per night and day use is now \$12 per day
Payable at office entrance to resort

For more info contact Randy Sizemore (CD for this event) at
916-804-4250

Lake Minden is near Nicolaus, CA

SEE
DETAILS ON
2ND FLYER

DAWN PATROL

WOODLAND DAVIS CA

SEPTEMBER 1ST-4TH 2023

EVENT FEE \$25-

WE NEED YOU TO JOIN THE FUN!

WWI AND GOLDEN AGE ON SATURDAY/SUNDAY.
OPEN FLYING ON FRIDAY AND MONDAY.
FIELD LUNCH ON SATURDAY/SUNDAY FOR \$6 PER DAY
EVENT FEE INCLUDES ONE LUNCH TICKET.

PILOTS AND
MECHANICS
NEEDED!

BRING
YOUR ALMOST
FINISHED WWI BIRD
AND TALK SHOP AND
WIN AN AWARD



WELCOME ALL

ALL WWI AND GOLDEN AGE
STATIC AND PARTIALLY BUILT WILL BE
JUDGED AT NOON TIME ON RUNWAY

TOP SECRET LOCATION...
DRY CAMPING AND RV
WELCOME - NO HOOK UP'S

N38 35 06.4
W121 42 01.4



QUESTIONS ASK MICHAEL
RADU@MAC.COM
OR (408) 504-6826

BRING YOUR RC
STUFF TO SHARE,
TRADE AND SALE!

AMA REQUIRED



AWARDS

BEST FLYING AXIS WWI
BEST FLYING ALLIES WWI
OUTSTANDING FLIGHT WWI
OUTSTANDING CRAFTSMAN WWI
BEST STATIC AXIS WWI
BEST STATIC ALLIES WWI
BEST ARF AXIS WWI
BEST ARF ALLIES WWI
BEST GOLDEN AGE

RAFFLE PRIZES

VK 1/6 SCALE FOKKER DR.1
VK 1/6 SCALE SOPWITH CAMEL
WORK BENCH PLANE STAND
AND MUCH MUCH MORE . . .

FLYER
2 OF 2

DAWN PATROL

WOODLAND DAVIS CA

SEPTEMBER 1ST-4TH 2023

AWARDS

BEST FLYING AXIS WWI
BEST FLYING ALLIES WWI
OUTSTANDING FLIGHT WWI
OUTSTANDING CRAFTSMAN WWI
BEST STATIC AXIS WWI
BEST STATIC ALLIES WWI
BEST ARF AXIS WWI
BEST ARF ALLIES WWI
BEST GOLDEN AGE

EVENT FEE \$25-

WHAT YOUR \$25- GETS YOU!

- 1) ENTRY FOR THE AWARDS
- 2) ENTRY TICKET INTO RAFFLE DRAWING
- 3) FREE GIFT FROM CONTEST DIRECTOR
- 4) ONE LUNCH TICKET
- 5) THE ENTIRE 4 DAYS TO FLY!

DON'T
HAVE TO FLY
TO WIN JUST
HAVE ENTRY
FEE

FLYING RULES

WORLD WAR ONE PLANES:
PLANES MUST HAVE BEEN USED
DURING OR BEFORE 1918

GOLDEN AGE PLANES:
PLANES MUST HAVE BEEN
FLOWN BEFORE 1939

SCHEDULE ON SATURDAY

DAWN BREAK	- 12PM	OPEN FLYING
12PM	- 1PM	STATIC PLANES ON RUNWAY
1PM	- 2PM	LUNCH - OPEN FLYING
2PM	- 5PM	OPEN FLYING

SCHEDULE ON SUNDAY

DAWN BREAK	- 12PM	OPEN FLYING
12PM	- 1PM	STATIC PLANES ON RUNWAY
1PM	- 2PM	LUNCH - OPEN FLYING
2PM	- 3PM	OPEN FLYING
3:30PM	- 4PM	AWARDS AND RAFFLE
4PM	- -	OPEN FLYING

RAFFLE PRIZES

VK 1/6 SCALE FOKKER DR.1
VK 1/6 SCALE SOPWITH CAMEL
RC PLANE TABLE STAND
AND MUCH MUCH MORE . . .

BRING YOUR
ALMOST FINISHED
WWI BIRD AND TALK
SHOP AND WIN AN
AWARD



NOTE: IT COULD BE HOT SO PLEASE BRING LOTS OF WATER.

DRY CAMPING ONLY SO ARRIVING EARLY IS WELCOME. I'LL BE THERE FRIDAY MORNING!

BRING ALL YOU WISH TO
TRADE AND OR SALE.
WELCOME TO ALL

QUESTIONS ASK MICHAEL AT RADU@MAC.COM OR CALL OR TEXT TO (408) 504-6826



Join us for the
11th Annual

NEW LOCATION

Tri-Valley RC Modelers **Giant Scale Fly-In**

October 12th - 15th 2023

New Cuyama Airport - 3380' x 60' Runway!

The skinny:

- ♦ Landing Fee: Only \$50 for the full event (or \$30/day). Includes: 2-1/2+ days of flying on a giant runway & lunch on Saturday;
- ♦ 3 Nights Dry Camping only \$100, parked on asphalt;
- ♦ Proof of current AMA required;
- ♦ Epic Pilot's Raffle on Saturday.

More skinny:

- ♦ World Famous Santa Maria Style BBQ dinner on Saturday night;
- ♦ Indoor bathrooms & shower available on site;
- ♦ Lodging, restaurants, & grocery stores nearby;
- ♦ Turbine jets, 3D, & Night flying approved!

Please call Chuck Barnes at (805)886-7921 or email him at CDBarnes10@comcast.net to register for this event.



www.trivalleyrcmodelers.com

WDA Officers and Board

President Jeff Lovitt
(530) 304-4780 jlovitt@sbcglobal.net

Vice President Forrest Barton
(530) 662-6324 cbarton328@aol.com

Treasurer Chris Dellinger
(707) 410-6210 cdellin@sbcglobal.net

Secretary Mike O'Kane
(530) 796-4377 micharlokane@gmail.com

Board members:

Keith Young (530) 848-3666
2023 k_young52@yahoo.com

Bill McGaughey (530)908-1356
2023 w_mcgaughey@yahoo.com

Doug Barton (530) 662-6469
2024 controlinedoug@aol.com

Danny Winters (916) 342-0679
2025 win51@comcast.net

Jim Dahl
2026 jimdahl68@outlook.com

WDA website
www.wdarc.org

Woodland Davis Aeromodelers
42875 County Rd. 29
Davis, CA

WDA Cabinet

Membership
Chris Dellinger (707) 410-6210 cdellin@sbcglobal.net

Safety Officer
Mike O'Kane (530) 796-4377 micharlokane@gmail.com

Field Maintenance
VACANT

Points
Stein Buer (916) 850-9457 steinbuer@gmail.com

Newsletter Editor
Richard Geertson (707) 693-9537 geertson@sbcglobal.net

Web
Gonzalo Martinez gonzalo.martinez@autodesk.com

Club Advocacy
Lou Fox (530) 753-9331 louifax@yahoo.com

SNACK SHACK
Ben Ponzo (916) 947-7468 bbponz@sbcglobal.net



Flight Instruction

Fixed wing
⇒ **Sheldon Berkowitz**

Jet Turbine
⇒ **Jeff Lovitt**

Multi-rotor Drones
⇒ **Keith Young**

Helicopter Instructor (Only):
⇒ **OPEN**



Next Club Meeting: Monday June 12th, 7pm Round Table Pizza, Woodland



WOODLAND/DAVIS AEROMODELERS
C/O RICHARD GEERTSON
800 COLLIER DR.
DIXON, CA 95620